

SHRI SHAHU CHH. SHIKSHAN SANSTHA'S
VENUTAI YASHWANTRAO CHAVAN HOMOEOPATHIC MEDICAL
COLLEGE & HOSPITAL
(POWERED BY SUNRAJAS INDIA PRIVATE LIMITED)
2968, 'C' WARD, DASARA CHOWK, KOLHAPUR- 416002
Phone : 0231 – 2645779,2640922 Fax:- 0231-2641954
Mb.No.- 9561516800
Email – vychmc44@gmail.com
Website-www.vychmc.com

College Name - **Venutai Yashwantrao Chavan Homoeopathic
Medical College & Hospital**

Department of Physiology including Biochemistry

Faculty :-

Dr. S.D. Pawase– H.O.D.

MD (Hom.)

Asso. Professor

Dr. Miss. A. B. Tashildar

MD (Hom.)

Asst. Professor

Dr. Mrs. D. J. Desai

BHMS

Guest Professor

Area of Department	-	150 sq.mt
Departmental Room	-	Available
Physiology laboratory/ Biochemistry laboratory	-	Available
Museum and Demonstration room	-	Available
Equipment list	-	Available (www.vychmc.com)

**VENUTAI YASHWANTRAO CHAVAN HOMOEOPATHIC MEDICAL COLLEGE
AND HOSPITAL**

(POWERED BY SUNRAJAS INDIA PRIVATE LIMITED)

2968, C WARD, DASARA CHOWK, KOLHAPUR - 416002

Phone : 0231-2645779, 2640922 Fax:- 0231-2641954

Mobile no. - 9561516800

Email - vychme44@gmail.com

Website - www.vychmc.com

Ref. No.


Date :-

DEPARTMENT OF PHYSIOLOGY & BIOCHEMISTRY

LIST OF EQUIPMENTS

S. No.	Items	Available
1.	Physiology	
1	Medical Microscope	25
2	Equipment for ESR estimation/Westergren's pipette for ESR on stand	90
3	Hematocrit tubes	30
4	Auto Analyzer or Semi Auto Analyzer	01
5	Heamoglobinometer (Sahil)	53
6	Hematocytometer	25
7	Sphygmomanometer	25
8	Stethoscope	25
9	Clinical thermometer (Digital)	25
10	Knee Hammer	25
11	Tuning forks to test hearing (32-10000hzs)	1 set
12	Stethographs or pneumographs	05
13	Electrocardiograph (ECG Machine)	01
14	Electronic Stop Watches (1/10sec.)	04
15	Glass Distillation (double)Apparatus	01
16	Centrifuge (Medium speed)	02
17	Colorimeter (photo electric)	01
18	pH Meter (electric)	01
19	Colour perception lantern (Edridge Green)	01
20	Incubator	01
21	Educational CD	Available - 01
	DVD	Available
	Films	Available - 78
	Slides	Available - 80
	Models	Available - 06
	Audio Visual Aids	Common A. V. Room

TRUE COPY


PRINCIPAL
 Venutai Yashwantrao Chavan
 Homoeopathic Medical College
 Dasara Chowk, Kolhapur.

	22	Perimeter	03
	23	Spirometer	01
	24	Tonometer	01
	25	Handgrip dynamometer	01
	26	Bicycle Ergometer	01
Facility for Animal Experiments demonstration with the help of Audio Visual Aids.			Common A. V. Room
2.	Number of additional items available		10
3	Biochemistry		
	1	Electrical/Monopan Balance	01
	2	Centrifuge	01
	3	Balance, Chemical/ordinary	02
	4	Waterbaths	02
	5	Urinometer	39
	6	Hydrometer (0.700 to 1.00)	02
	7	Albuminometer	10
	8	Glucometer	10
	9	Thermometer	10
	10	Colorimeter	10
	11	Hot air oven 14"X14"14" (Electric)	01
	12	Double Distillation apparatus (Glass)	01
	13	Centrifuge, medium speed (electric)	01
	14	Glass are like	Available
		Pipette	Available - 25
		Beakers	Available - 80
		Burettes	Available - 20
		Wire gauze with asbestos	Available - 25
		Centre hot plate	Available - 05
		Stove	Available - 01
		Syringes	Available - 100
		Burners	Available - 25
		Rubber tubing	Available - 70
		Stands	Available - 50
		Clamps	Available - 50
		Flask	Available - 25
	15	pH meter	01
4	Number of additional items available		10
5	Total number of Charts		91

TRUE COPY


PRINCIPAL
 Venutai Yashwantrao Chavan
 Homoeopathic Medical College
 Dasara Chowk, Kolhapur.

**VENUTAI YASHWANTRAO CHAVAN HOMOEOPATHIC MEDICAL COLLEGE
AND HOSPITAL**

(POWERED BY SUNRAJAS INDIA PRIVATE LIMITED)

2968, C WARD, DASARA CHOWK, KOLHAPUR - 416002

Phone : 0231-2645779, 2640922 Fax:- 0231-2641954

Mobile no. - 9561516800

Email - vychmc44@gmail.com

Website - www.vychmc.com

Ref. No.

Date :-

PHYSIOLOGY DEPARTMENT

Charts available in Department Physiology

Sr. No.	Name of Charts
1.	Human Reproductive system
2.	Human Ear
3.	Human Excretory system
4.	Human Skin
5.	Human Blood
6.	Endocrine glands
7.	Human Digestive System
8.	Lymphatic system
9.	Human Eye
10.	Human Respirator system
11.	Myocardial Ischemia, Injury and Infarction
12.	The conduction system of Heart
13.	The Arterial system
14.	Stroke- Clinical manifestations
15.	Coronary Arteries
16.	The Liver
17.	Digestive Motility
18.	Transportation of CO ₂ (Chloride shift)
19.	Spirogram of pulmonary volumes and capacities
20.	Skeletal system
21.	Nervous system
22.	Long term complication of diabetes
23.	Normal Bronchus
24.	Management in patient with Diabetes Mellitus
25.	Diabetic Ketoacidosis
26.	Mercurial sphygmomanometer
27.	Kreb's Cycle
28.	Types of Epithelial tissue
29.	Quadrants of abdomen
30.	Cardiac cycle

TRUE COPY

PRINCIPAL

Venutai Yashwantrao Chavan
Homoeopathic Medical College
Dasara Chowk, Kolhapur.

VENUTAI YASHWANTRAO CHAVAN HOMOEOPATHIC MEDICAL COLLEGE
AND HOSPITAL

(POWERED BY SUNRAJAS INDIA PRIVATE LIMITED)

2968, C WARD, DASARA CHOWK, KOLHAPUR - 416002

Phone : 0231-2645779, 2640922 Fax:- 0231-2641954

Mobile no. - 9561516800

Email - vychmc44@gmail.com

Website - www.vychmc.com

Ref. No.

Date :-

PHYSIOCOLOGY DEPARTMENT

Charts available in Department Physiology

Sr. No.	Name of Charts
31.	Portion of Lobule of lung
32.	Typical Neuron
33.	Cranial Nerves
34.	Sensory pathway for crude touch and pressure
35.	Lateral and Anterior corticospinal track
36.	Sensory pathway - Pain and Temp.
37.	Reflex Arc
38.	Cerebrum
39.	Components of feedback system
40.	Cell
41.	Enlargement of Plasma membrane Proposed mechanism of A.I.
42.	Clothing factors and their synonyms
43.	Leucocytes (W.B.C.)
44.	Development of Leucocytes
45.	Erythropoiesis

TRUE COPY


 PRINCIPAL
 Venutai Yashwantrao Chavan
 Homoeopathic Medical College
 Dasara Chowk, Kolhapur.

**VENUTAI YASHWANTRAO CHAVAN HOMOEOPATHIC MEDICAL COLLEGE
AND HOSPITAL**

(POWERED BY SUNRAJAS INDIA PRIVATE LIMITED)

2968, C WARD, DASARA CHOWK, KOLHAPUR - 416002

Phone : 0231-2645779, 2640922 Fax:- 0231-2641954

Mobile no. - 9561516800

Email - vychmc44@gmail.com

Website - www.vychmc.com


Ref. No.

Date :-

PHYSIOLOGY DEPARTMENT
Charts available in Department of Physiology
NEW CHARTS ADDED LAMINATED

Sr. No.	Name of Charts
46.	Clinical Effects of Sickled Red Cells
47.	The renin - angiotensin - aldosterone system in heart failure
	VINYL BOARD
48.	Tachypnoea
49.	Common causes of iron deficiency anemia
50.	Charts of Bulb content and use
51.	Complication of Blood Transfusion
52.	Comparison of Diabetes Mellitus and insipidus
53.	Phagocytosis and Pinocytosis
54.	Classification of Reflexes
55.	Classification of Lipids
56.	Balance Sheet of Water Balance
	LAMINATED
57.	12 Cranial Nerves
58.	Normal & Abnormal Constituents of Urine
59.	Numerical System for International Nomenclature of Blood Coagulation factors

TRUE COPY


PRINCIPAL
Venutai Yashwantrao Chavan
Homoeopathic Medical College
Dasara Chowk, Kolhapur.

**VENUTAI YASHWANTRAO CHAVAN HOMOEOPATHIC MEDICAL COLLEGE
AND HOSPITAL**

(POWERED BY SUNRAJAS INDIA PRIVATE LIMITED)

2968, C WARD, DASARA CHOWK, KOLHAPUR - 416002

Phone : 0231-2645779, 2640922 Fax:- 0231-2641954

Mobile no. - 9561516800

Email - vychmc44@gmail.com

Website - www.vychmc.com


Ref. No.

Date :-

NEW CHARTS ADDED (20/12/2011)

Sr. No.	Name of Charts
60.	Nervous system
61.	Heart
62.	Respiratory system
63.	Ear
64.	Excretory system
65.	Digestion
66.	Control of salivary secretion
67.	Movements of large intestine
68.	Movements of small intestine
69.	Vitamins (Fat soluble)
70.	Relationship of lymphatic system with cardiovascular system
71.	Cardiac cycle

TRUE COPY


PRINCIPAL
 Venutai Yashwantrao Chavan
 Homoeopathic Medical College
 Dasara Chowk, Kolhapur.

**VENUTAI YASHWANTRAO CHAVAN HOMOEOPATHIC MEDICAL COLLEGE
AND HOSPITAL**

(POWERED BY SUNRAJAS INDIA PRIVATE LIMITED)

2968, C WARD, DASARA CHOWK, KOLHAPUR - 416002

Phone : 0231-2645779, 2640922 Fax:- 0231-2641954

Mobile no. - 9561516800

Email - vvehmc44@gmail.com

Website - www.vvehmc.com

Ref. No.

Date :-

DEPARTMENT OF PHYSIOCOLOGY

Sr. No.	Charts
1	Anatomy of Ear
2	Arrangement of lipids & proteins in plasma membrane
3	Structure of skin
4	Structure of Neuromuscular junction
5	Major structures of the Nervous system
6	Location of major sensory & motor tracts
7	General component of a reflex arc
8	The brain
9	Functional areas of cerebrum
10	The relationship of gustatory receptor cells in taste buds to tongue
11	Accessory structure of Eye
12	Diagram of blood flow
13	Pulse Points
14	Negative Feedback system to restore B.P. during hypovolumic shock
15	Components of the lymphatic & immune system
16	Exchange of gases
17	Location of areas of the respirations centre
18	Layers of GI Tracts
19	Kreb's cycle
20	The food guide Pyramid

TRUE COPY


PRINCIPAL
 Venutai Yashwantrao Chavan
 Homoeopathic Medical College
 Dasara Chowk, Kolhapur.

8

**VENUTAI YASHWANTRAO CHAVAN HOMOEOPATHIC MEDICAL COLLEGE
AND HOSPITAL**

(POWERED BY SUNRAJAS INDIA PRIVATE LIMITED)

2968, C WARD, DASARA CHOWK, KOLHAPUR - 416002

Phone : 0231-2645779, 2640922 Fax:- 0231-2641954

Mobile no. - 9561516800

Email - vychmc44@gmail.com

Website - www.vychmc.com

Ref. No.


Date :-

DEPARTMENT OF PHYSIOLOGY

MODELS

Sr. No.	NAME
1	Human Heart
2	Human Lungs
3	Human Eye
4	Circulatory System
5	Digestive System
6	Head & Neck

TRUE COPY


PRINCIPAL
Venutai Yashwantrao Chavan
Homoeopathic Medical College
Dasara Chowk, Kolhapur.

**VENUTAI YASHWANTRAO CHAVAN HOMOEOPATHIC MEDICAL COLLEGE
AND HOSPITAL**

(POWERED BY SUNRAJAS INDIA PRIVATE LIMITED)

2968, C WARD, DASARA CHOWK, KOLHAPUR - 416002

Phone : 0231-2645779, 2640922 Fax:- 0231-2641954

Mobile no. - 9561516800

Email - vychmc44@gmail.com

Website - www.vychmc.com

Ref. No.

Date :-

PHYSIOCOLOGY DEPARTMENT

List of Films

Sr. No.	Films
1.	Accessory structure of the eye (sagittal section)
2.	Aorta and its principal branches
3.	Arch of aorta and its branches
4.	Arrangement of the taste buds on tongue
5.	Arteries of the pelvis and right lower limb
6.	Base of brain and cerebral arterial circle (ventral view)
7.	Blood flow through the pulmonary and systemic circulation
8.	Bony labyrinth of ear
9.	Circulatory routes (General plan of circulation)
10.	Comparison of simatic and autonomic nervous system
11.	Components of a typical spinal nerve
12.	Conduction system of heart
13.	Coronary veins (Ant. View)- blood supply of the heart
14.	Diagram of pancreatic islets and surround acini
15.	Ear; auditory ossicles
16.	Elements of a chemical synapse
17.	Eye & associated muscles
18.	Eye reflection through convex lens
19.	Eye: structure of Retina
20.	Eyeball at the sclerocorneal junction (sagittal section)
21.	Foetal circulation and changes at birth
22.	Frontal section of brain
23.	Functional area of the cerebrum
24.	Glomerular tuft
25.	Glycol sis
26.	Hepatic portal circulation
27.	Histology of the ovary
28.	Hormone secreted by cells in the anterior
29.	Human eye


TRUE COPY

V. Chitil

PRINCIPAL
Venutai Yashwantrao Chavan
Homoeopathic Medical College
Dasara Chowk, Kolhapur.

30.	Human eye defects (Hypermetropia)
31.	Human eye defects(Myopia)
32.	Internal structure of the heart (ant view of frontal section)
33.	Kerb's cycle
34.	Lacrimal glands
35.	Location and blood supply of the adrenal (suprarenal) glands
36.	Location of endocrine glands
37.	Location, blood supply and histology of the parathyroid glands
38.	Location, blood supply and histology of the thyroid gland
39.	Mechanism of Action of lipid soluble Hormone
40.	Membranous cochlea
41.	Mitochondria & its function
42.	Nerve ending in skin
43.	Olfactory nerves
44.	Optic nerves
45.	Oxygen dissociation curve
46.	Pericardium and heart wall
47.	Photograph of a superior view of an artificial atriocentric aortic valve
48.	Photomicrograph of a secondary follicle
49.	Principal veins(anterior view)
50.	Principle veins of the right upper limb (ant view)
51.	Principle veins of the thorax, abdomen & pelvis
52.	Principle veins of the thorax, abdomen, and pelvis (Anterior view)
53.	Regulation of blood sugar level
54.	Remin -- angiotensin pathway
55.	Responses of the pupil to varying brightness of light
56.	Sagittal section of a testis showing the arrangement of seminiferous tubule
57.	Sound path through the ear
58.	Spinal cord and meninges
59.	Storage, release and formation of thyroid hormone
60.	Structure of a typical neuron
61.	Structure of ear (frontal section)
62.	Structure of eye ball
63.	Structure of human ear
64.	Structure of human skin
65.	Structure of nephron
66.	Structure of nephron
67.	Structure of nose
68.	Structure of sympathetic and parasympathetic division of the autonomic nervous system
69.	Structure of the heart (posterior view)
70.	Structure of the heart(anterior view)
71.	Sub division of adrenal gland
72.	Supraoptic chypophyseal tract
73.	The internet ear of the right ear

TRUE COPY


 PRINCIPAL
 Venutal Yashwantrao Chavan
 Homoeopathic Medical College
 Dasara Chowk, Kolhapur.

74.	Thoracic and abdominal aorta and their principal branches
75.	Tongue & taste bud
76.	Transverse section of a portion of a seminiferous tubule
77.	Visceral arteries (abdominal region)
78.	WELBEL'S MODEL

**VENUTAI YASHWANTRAO CHAVAN HOMOEOPATHIC MEDICAL COLLEGE
AND HOSPITAL**

(POWERED BY SUNRAJAS INDIA PRIVATE LIMITED)

2968, C WARD, DASARA CHOWK, KOLHAPUR - 416002

Phone : 0231-2645779, 2640922 Fax:- 0231-2641954

Mobile no. - 9561516800

Email - vychmc44@gmail.com

Website - www.vychmc.com

Ref. No.

Date :-

PHYSIOCOLOGY DEPARTMENT

Photo Frames available in Department of Physiology

Sr. No.	Name of photo frames
1	Integument (Thin Skin)
2	Pancrease section view
3	Thyroid gland
4	Salivary gland
5	Tongue apex panoramic view
6	Stomach (f /body) T.S.
7	Muscle
8	Cerebellum
9	Oppper oesophagus wall T.S.
10	Cerebral cortex
11	Spleen
12	Adipose tissue
13	Spinal cord (Cervical region T.S.)
14	Large Intestine colon wall T.S.
15	Salivary gland (Submandibular)
16	Small intestine (Jejunum - Ileum)
17	Liver Lobuli T.S.
18	Diagram of spine and join

[Signature]
PRINCIPAL

Venutai Yashwantrao Chavan
Homoeopathic Medical College
Dasara Chowk, Kolhapur.

TRUE COPY

**VENUTAI YASHWANTRAO CHAVAN HOMOEOPATHIC MEDICAL COLLEGE
AND HOSPITAL**

(POWERED BY SUNRAJAS INDIA PRIVATE LIMITED)

2968, C WARD, DASARA CHOWK, KOLHAPUR - 416002

Phone : 0231-2645779, 2640922 Fax:- 0231-2641954

Mobile no. - 9561516800

Email - vychmc44@gmail.com

Website - www.vychmc.com

Ref. No.

Date :-

PHYSIOLOGY DEPARTMENT

Books available in Department of physiology

Sr. No.	Acc. No.	Name of Book
1.	2880	Text Book of Practical Physiology - N. G. Ranade
2.	1504	Experimental Physiology Vol-II- S. R. Apte
3.	4925	Text Book of Medical Physiology - C. Guyton, Hall
4.	281	Hawks Physiological Chemistry - Bernard L. Oser
5.	4619	Text Book of Medical Biochemistry - IInd Edition
6.	4626	Text Book of Biochemistry - A. V. S. S Rama Rao
7.	4615	A Lange Medical Book Harpers Biochemistry- 21 st Edition
8.	4398	Viva and Practical Physiology, Biochemistry and Biophysics- R. N. Roy
9.	538	Medical Physiology Vol II- V.B. Mount Castle
10.	1632	Best and Taylors Physiological Basis of Medical Practice- John B. West
11.	1	Samson Wrights applied Physiology
12.	2	Human Physiology-I-Chatterjee C.C.
13.	3	Human Physiology-II-Chatterjee C.C.
14.	4	Review of Medical Physiology- Ganong William F.
15.	5	Concise Medical Physiology - Chaudhari S. K.
16.	6	Laboratory manual & Journal of Physiology
17.	7	Principles of Anatomy & Physiology - Tortora Gerard J. Atlas of the Muman Skeleton - Tortora G.I.
18.	8	Biochemistry 4 th Edition- Pankaja Naik
19.	3847	Text Book of Biochemistry for Medical Students, 8 th Edition DM Vasudevan, Sreekumari S, Kannan Vaidynathan
20.		Medical emergencies in Homoeopathic Practice by V. Krishnamurthy
21.		Medical emergencies in Homoeopathic Practice by V. Krishnamurthy
22.		Medical emergencies in Homoeopathic Practice by V. Krishnamurthy

TRUE COPY

V. Yashwantrao Chavan
PRINCIPAL
Venutai Yashwantrao Chavan
Homoeopathic Medical College
Dasara Chowk, Kolhapur.

**VENUTAI YASHWANTRAO CHAVAN HOMOEOPATHIC MEDICAL COLLEGE
AND HOSPITAL**

(POWERED BY SUNRAJAS INDIA PRIVATE LIMITED)

2968, C WARD, DASARA CHOWK, KOLHAPUR - 416002

Phone : 0231-2645779, 2640922 Fax:- 0231-2641954

Mobile no. - 9561516800

Email - yychmc44@gmail.com

Website - www.yychmc.com

Ref. No.

Date :-

PHYSIOLOGY DEPARTMENT

Books available in Department of physiology

Sr. No.	Acc. No.	Name of Book
23.		Medical emergencies in Homoeopathic Practice by V. Krishnamurthy
24.		Medical emergencies in Homoeopathic Practice by V. Krishnamurthy
25.	5868	Concise Medical Physiology, 7 th Edition -- Sujit K. Chaudhari
26.	5849	A Text Book of Practical Physiology, 6 th Edition C L Ghai
27.	5845	Essential of Medical Physiology, 7 th Edition- K Sembulingum, Prema Sembulingum
28.		Viva in Physiology by P. Bharthi
29.		Viva in Biochemistry by T. N. Pattabiraman Donated by Dr. Dileep Paranjape
30.		Call it sociology, psychology, philosophy, H.R.D., behavioral problems, personality traits, counseling etc., etc. by V. Krishnamurthy
31.		Call it sociology, psychology, philosophy, H.R.D., behavioral problems, personality traits, counseling etc., etc. by V. Krishnamurthy
32.		Call it sociology, psychology, philosophy, H.R.D., behavioral problems, personality traits, counseling etc., etc. by V. Krishnamurthy
33.		Call it sociology, psychology, philosophy, H.R.D., behavioral problems, personality traits, counseling etc., etc. by V. Krishnamurthy
34.		Call it sociology, psychology, philosophy, H.R.D., behavioral problems, personality traits, counseling etc., etc. by V. Krishnamurthy

TRUE COPY


PRINCIPAL

Venutai Yashwantrao Chavan
Homoeopathic Medical College
Dasara Chowk, Kolhapur.

**VENUTAI YASHWANTRAO CHAVAN HOMOEOPATHIC MEDICAL COLLEGE
AND HOSPITAL**

(POWERED BY SUNRAJAS INDIA PRIVATE LIMITED)

2968, C WARD, DASARA CHOWK, KOLHAPUR - 416002

Phone : 0231-2645779, 2640922 Fax:- 0231-2641954

Mobile no. - 9561516800

Email - vychmc44@gmail.com

Website - www.vychmc.com

Ref. No.


Date :-

PHYSIOLOGY INCLUDING BIOCHEMISTRY

List of additional items

Sr. No.	Name of Items	Quantity
1	Demonstration eye pieces (Pointer)	4
2	Double Demonstration eye pieces	2
3	Tongue Depressor	2
4	Foetoscope	1
5	Torches	3
6	Ishihara's type test book for colour blindness	1
7	For Animal Experiment	
A	Isolated Organ bath for students	
i	Thermostatic organ bath	5
ii	Double unit organ bath	1
iii	Electrical E-8 kymograph	5
8	Transparencies	64
9	Graphs	5
10	Power point presentation	20

TRUE COPY


PRINCIPAL
Venutai Yashwantrao Chavan
Homoeopathic Medical College
Dasara Chowk, Kolhapur.

**VENUTAI YASHWANTRAO CHAVAN HOMOEOPATHIC MEDICAL COLLEGE
AND HOSPITAL**

(POWERED BY SUNRAJAS INDIA PRIVATE LIMITED)
2968, C WARD, DASARA CHOWK, KOLHAPUR - 416002

Phone : 0231-2645779, 2640922 Fax:- 0231-2641954

Mobile no. - 9561516800

Email - vychmc44@gmail.com

Website - www.vychmc.com

Ref. No.

Date :-

PHYSIOLOGY INCLUDING BIOCHEMISTRY

Transparencies

Sr. No.	Name of Transparencies	Quantity
1.	Cardiovascular system	20
2.	Nervous system	09
3.	Endocrine system	11
4.	Eye	12
5.	Ear	06
6.	Nose	01
7.	Skin	02
8.	Tongue	02
9.	Olfactory nerve	01
TOTAL		64

TRUE COPY

PRINCIPAL
Venutai Yashwantrao Chavan
Homoeopathic Medical College
Dasara Chowk, Kolhapur.

**VENUTAI YASHWANTRAO CHAVAN HOMOEOPATHIC MEDICAL COLLEGE
AND HOSPITAL**

(POWERED BY SUNRAJAS INDIA PRIVATE LIMITED)

2968, C WARD, DASARA CHOWK, KOLHAPUR - 416002

Phone : 0231-2645779, 2640922 Fax:- 0231-2641954

Mobile no. - 9561516800

Email - vychmc44@gmail.com

Website - www.vychmc.com

Ref. No.

Date :-

PHYSIOCOLOGY INCLUDING BIOCHEMISTRY

List of Graphs

Sr. No.	Name of Graph
1.	Muscle Fatigue
2.	Gradation of Stimuli
3.	Effect of adrenaline on frog's heart
4.	Effect of Vagus and crescent Stimulation and Vegal escape
5.	Genesis of tetanus

TRUE COPY

PRINCIPAL
Venutai Yashwantrao Chavan
Homoeopathic Medical College
Dasara Chowk, Kolhapur.